

# Understanding Important Changes:

## *Important VASE Updates*




**HIGHLIGHTS FOR 2025**

# ***VASE Mission:***

***High School (9-12) – Middle School (6-8) – Elementary (PK-5)***

***The mission of the TAEA Visual Arts Scholastic Event (VASE) is to recognize exemplary student achievement in the Visual Arts by providing art students and programs a standard of excellence in which to achieve.***

# **TEAM, Junior VASE, High School VASE, and State VASE: Equal Partners Under TAEA**



## **VASE Structure:**

**State Director: TEAM**  
Tracey Hall

**State Director: Junior VASE**  
Larry West

**State Director: High School VASE**  
Chris Cooper

**State Director: State VASE Event**  
Amy Semifero

# **VASE Blue Ribbon Committee:**

*Each year, the State Directors of VASE, under the TAEA Executive Director and President, select and convene the Blue Ribbon Committee to address concerns from VASE participants, and recommend changes needed to VASE Rules & Policies. This Board represents VASE events from all levels, and all parts of Texas.*

*The 2024 Blue Ribbon Committee met in July and confirmed that Junior VASE and High School VASE program events for 2025 remain in person, and for TEAM 2025 to remain online. This Committee continually strives to make VASE a positive learning experience to help guide Visual Arts students in developing their creative potential, while exercising each artist's expressive spirit. The safety of all involved is a driving priority.*

*A few Rules & Policies were modified, mostly to clarify the spirit of the rule, and to update language within the rules regarding required forms. TEAM's Rules & Policies still contains an addendum that outlines modifications to rules for their 2025 online events.*

*In order to make the VASE Rules & Policies shorter and easier to read, Blue Ribbon Committee and State VASE Rules & Policies are separate documents. Each is referred to with directions to its live link within the body of the VASE Rules & Policies PDF.*

# ***VASE Rules & Policies modifications for 2025:***

These are the major changes to High School and Junior VASE Regional Event Procedures (*TEAM remains the same except for adding the mandatory training*):

- **Teachers can no longer ask the Regional Director to “fix” something AFTER the stated deadlines that they have overlooked.**
- **Mandatory Training: Regional Directors will conduct a series of Virtual meetings designed to help teachers meet deadlines and navigate the entry process (modified material reinforces “No-Fix”).**
- **Universal Artwork Release Form is no longer uploaded for HS & JV.**

*Please consider serving as a **2025 VASE Juror** for all levels, even if you don't teach that level. Many events were understaffed during VASE 2024, causing them to be much longer than needed. In order to help attract more VASE Teachers to help out as VASE Jurors, the base Regional Juror payment will be increased to \$175.*

*Reach out to your Regional Director for help!!!*

# ***VASE Rules & Policies modifications for 2025:***

## **MANDATORY TRAININGS:**

**The mandatory trainings put in place for VASE 2023-4 will still be conducted.**

**General topics will be included, with a focus on early preparation so teachers can be ready for “No-Fix 2025”.**

***All VASE Program teachers are strongly encouraged to attend these sessions to help them understand and navigate the entry process, meet deadlines, and guide students through the preparation and uploading of all parts of their entries.***

# **VASE Modifications for 2025: NO-FIX 2025**

**VASE 2025 will mark the implementation of a “NO-FIX” policy for all levels of VASE: HS VASE, JR VASE, and TEAM.**

***What does that mean?***

- **Teachers will no longer be able to ask the Regional Director to “fix” something that they have overlooked AFTER the stated deadlines.**
- **It is the Teacher’s responsibility to double-check information needed by a particular deadline BEFORE that deadline.**
- **Teachers should help students plan VASE projects early, preferably during the Fall Semester, and begin work on Intent Forms & Reference PDF as soon as possible.**
- **Stated VASE deadlines are for Teachers; if things are needed from the student before a deadline, the Teacher needs to set an EARLIER deadline for students, up to a week ahead of time.**



# ***VASE Modifications for 2025: NO-FIX 2025***

## ***Why is this policy needed?***

- **Regional Directors (most of whom are also teachers or administrators themselves) are being asked by Teachers more and more often to “fix” things that they have overlooked or not completed by the stated deadlines.**
- **Regional Directors are having to spend more and more time each year “fixing” things so that students will be able to compete in VASE.**
- **During 2024, the amount of “fixing”, mostly after the Upload/Certification deadline and during Qualifications, is taking many extra hours of time after the school day ends. Some Regional Directors report working into the night, even after midnight, for 2-3 days before the Regional Event. After all that, they have to spend the time needed to prepare everything for the Event, and then run the Event. This is taking a toll on our Regional Directors, especially those with large events, that teachers don't always understand.**



# ***VASE Modifications for 2025: NO-FIX 2025***

***How will we all deal with this?***

- **Most teachers have very little trouble meeting deadlines. They tend to have fewer DNAs and DQs because they take the time and care to get students to complete what is needed early enough before each deadline to complete their own entry / uploading responsibilities in a timely manner.**
- ***Some teachers do have trouble completing their entries / uploads in time. There are many reasons why, and Regional Directors will help train and support them so that they will be able to meet all deadlines.***
- **TAEA/VASE has already begun communicating this big change with an EBlast at the end of the school year and will continue sending reminders and advice as we prepare for VASE Season 2025.**

# ***VASE Modifications for 2025: NO-FIX 2025***

*How will Regional Directors prepare and support teachers & students?*

- **Updated support material about meeting deadlines in the 2024-5 Teacher's Manuals for each level.**
- **EBlast reminders to all members during the Fall Semester.**
- **Regional Directors will send email information to pass on to teachers that outlines ways to help get things done earlier, including ways to create earlier deadlines for students so that Teachers will have sufficient time to complete their responsibilities meeting VASE deadlines.**
- **State Directors of VASE will lead informational conference sessions in Galveston that teachers will be strongly encouraged to attend.**

# ***VASE Modifications for 2025: NO-FIX 2025***

***You can't enter students on the website until after you sign up as a VASE Teacher on Dec. 1.***

***And, you CAN guide students through part or all of the entire entry process before then and either:***

***--save electronic files on a school drive OR***

***--save paper copies of things in file cabinet folders.***

***Then, you /your students can start entering & uploading what you've saved as soon as Dec. 1 rolls around.***

# ***VASE Modifications for 2025: NO-FIX 2025***

## ***Tips for Teachers include:***

- **Talk about VASE early in the Fall Semester; start preliminary VASE signup no later than mid-October, or earlier for advanced students (JV and TEAM have a bit more time than HS).**
- **Plan your tried-and-true VASE projects for Fall Semester, aiming for work to be completed (or close to it) by the holiday break for HS VASE, late Jan./early Feb. for JV and TEAM.**
- **Set your own deadlines for students that are several days to a week before your deadlines; that will give you time to remind those who are late and time to review their entry data and/or online upload material.**

# VASE Modifications for 2025: NO-FIX 2025

*Tips for Teachers (a Fall Semester-only student can have everything completed before the holiday break with proper planning):*

- **Students can complete everything for VASE during the Fall Semester with sufficient planning & support. Once students complete their project planning, they can begin working on their Intent Form on the Fillable Practice PDF, updating it as they go through their process.**
- **Students can begin putting together the Reference PDF (HS/JV) as soon as they have their photos taken and sketches completed. They can revise the Reference PDF as needed if they add or decide not to use things.**
- **The Universal Artwork Release Form can be sent home as soon as the student decides to enter VASE. Keep them together in a folder for safekeeping as soon as they are returned.**

*If the artwork is finished in the Fall Semester, take the Artwork Photo right away and the artwork put away in a safe place so it can't be damaged or altered.*

# VASE Modifications for 2025: NO-FIX 2025

*Prepare early for all deadlines:*

- **Add/Delete:** Make sure you have a list of students and how many pieces they intend to finish outside of the Dashboard (Div 1-2 should start with 1 entry; if you have to replace someone, ask those who are waiting with extra work to enter a second piece).
- **Editing:** Start reviewing entry data a week before the deadline. Double- and triple-check **ALL ENTRIES** at least 1-2 days before the deadline. *Don't forget TITLES!!!*
- **Upload/Certification:** Start work on **ALL PARTS** of the entry in the Fall if you can. Know what your students are working on; coach them on Intent Form, supervise Reference PDF creation. Give them your own deadline for getting **EVERYTHING** finished 5-7 days before your actual deadline so you have time to review it all.
- **Event Day (HS/JV):** Prepare everything during the week before the VASE (mat, mount, pack, cover sheet, etc. Check that you have **ALL Artwork Release Forms** by the Upload / Certification deadline; if you're missing any, you have that week to get them in, and your signed Regional Certification Form collected from the principal's office.

# VASE Modifications for 2025: NO-FIX 2025

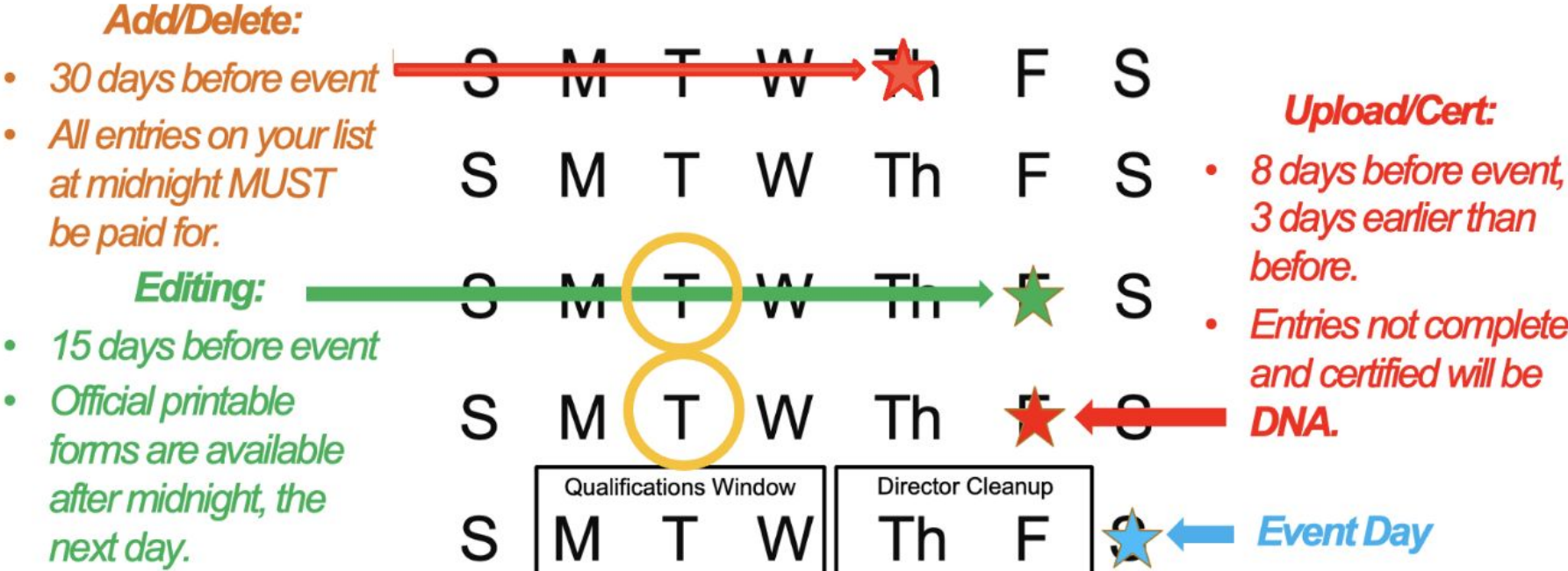
## Advice for Teachers who struggle:

- *Start early.*
- Know your kids and what kind of help they will need; make time for that in advance.
- Assign students artwork that might be good for VASE in the Fall.
- Take artwork photos as soon as the work is complete, with due date for finishing the work at least a week before the Upload/Certification deadline.
- Complete Online Intent Form answers on the Practice Fillable Form and save early so it can be copied & pasted into the online form; then you can have time to review it.
- Get students to indicate that they want to do VASE in the fall and get the Artwork Release signed then.
- Plan ahead so that you have at time to review everything before deadlines.
- Best practice? Have students work on the entry parts when they are in your class or during after school or lunch sessions.
- *It's all about planning ahead and taking time to monitor students as they work on everything so you can guide them through the process.*



# VASE Deadline Modifications for 2025:

## General Timeline for HS and JV



**Gold circles indicate Student Deadlines as posted on their Student Dashboards. This gives teachers three days to review uploads made by students before Certifying their entries.**

**TEACHERS are encouraged to give students earlier deadlines than these so they can meet their Teacher Deadlines.**

# VASE Forms Modifications for 2025:

Both the Universal Artwork Agreements and the Practice Fillable Intent Forms are always available in both English and Spanish for teacher / student use.

This is especially helpful if teachers only have a student for the Fall Semester; all parts of the entry can be completed in the Fall.

## Welcome to VASE!

TEACH. LEARN. ADVOCATE. CONNECT.

High School VASE, Junior VASE, TEAM, and State VASE — Equal Partners Under TAEA

The mission of the TAEA Visual Art Scholastic Event (VASE) is to recognize exemplary student achievement in the Visual Arts by providing art students and programs a standard of excellence in which to achieve.

### Early Access to Forms

Teachers may download *Practice Student Intent and Artwork Identification Forms* and *Universal Artwork Release Forms* in the Teacher Manual appropriate to your teaching level at any time. You do not have to wait until VASE registration opens on December 1 to access these forms for students to begin work on their entry materials.

### Register for VASE / View Teachers Manuals

Click on the link below that fits your program level.



[High School VASE](#)  
[Grades 9-12](#)



[Junior VASE](#)  
[Grades 6-8](#)



[TEAM](#)  
[Grades PreK-5](#)



[District Administrators](#)

# ***VASE Forms Modifications for 2025:***

## ***FORMS: Universal Artwork Release Form***

The ***Universal Artwork Agreement form*** can be distributed and signed by parents at any time, ***starting as early as day 1 of school***. This form will be used for YAM events as well.

To make everything easier, teachers fill in their information, and xerox copies for all their students who might enter VASE.

***Since teachers cannot access your print menu until after Teacher Registration opens on Dec.1, the Universal Artwork Agreement and the Fillable Practice Intent Form, both available in ENGLISH and SPANISH, are found in 3 places:***

***★S/JV/TEAM Home (left links)***

***★S/JV/TEAM Teacher Manual***

***★S/JV/TEAM Print Menu (after registering as a VASE Teacher, Dec. 1)***



# FORMS REMINDER:

## Universal Artwork Release Form (all levels) **YAM**

Top portion: permission points, same info as before.

Bottom portion: info/signature lines **VASE**

Parent Signature (for student under 18) \_\_\_\_\_ Date \_\_\_\_\_ Parent Phone # \_\_\_\_\_

Parent Printed Name \_\_\_\_\_ Parent Email \_\_\_\_\_


Student Signature \_\_\_\_\_ Age \_\_\_\_\_ DOB \_\_\_\_\_ Date \_\_\_\_\_

Student Printed Name \_\_\_\_\_ Personal Email \_\_\_\_\_


Teacher of Record \_\_\_\_\_ TAEA # \_\_\_\_\_ School \_\_\_\_\_

**Tell teachers to print one, fill this part out, then xerox copies to pass out or email.**

Most fields are fillable (PDF). However, the signatures must be real, not electronic.



**STUDENT ARTWORK RELEASE FORM**  
Youth Art Month, TASA/TASB, and VASE Program  
2023 – 2024 School Year



I give permission for my student to enter artwork in and or all events, exhibitions and/or contests sponsored by the Texas Art Education Association (TAEA). I agree to each item in the bulleted list below, for myself and my student (for myself if I am 18 or older). This includes the following:

State Youth Art Month (YAM) Exhibit, YAM Flag Design Contest, and the Texas Association of School Administrators/School Boards (TASA/TASB) Exhibit:

- I agree to allow my art to be part of Texas Art Education Association's exhibits. In doing so, I release TAEA and its agents from any and all responsibility in the event of loss or damage to my artwork.
- I agree to allow my art to be displayed, photographed and/or published for educational, non-profit, visual art publications and exhibitions, including TAEA's online galleries and Texas Education Agency (TEA).
- If my artwork is selected as part of the Governor's Gallery, I agree to allow it to be exhibited in the various business offices of the Governor and First Lady. I understand this will require my artwork to be in the possession of the TAEA from the conclusion of the State Youth Art Month Exhibit until the end of the following school year.

High School VASE, Junior VASE, and TEAM Events:

- I agree to abide by all TAEA Visual Art Scholastic Event (VASE) regulations and Code of Ethics.
- I agree to allow my artwork to be displayed and critiqued by selected jurors in conjunction with the TAEA Visual Arts Scholastic Event on both the Regional and High School State level. In doing so, I release TAEA and its agents from any and all responsibility in the event of loss or damage to my artwork.
- I agree to allow my artwork to be exhibited, displayed electronically on the TAEA and VASE Website, photographed, and/or published in educational, non-profit visual art publications and exhibitions chosen by the TAEA and waive any receipt or compensation for same.
- If my artwork is selected for High School VASE's Gold Seal recognition, I agree to allow it to be exhibited at the TAEA Annual Conference. I understand this will require my artwork to be in the possession of the TAEA from the conclusion of the State Event until November of the following school year.
- Through High School VASE's Gold Seal recognition, I understand that the image(s) submitted may be used in the development of a TAEA, Texas Commission on the Arts (TCA) and/or Texas Education Agency (TEA) initiative and may or may not be shown as part of a live exhibition, on-line, and/or appear in a reproduction series or book that may result. I understand that the materials may be utilized on-line and in publication form and that graphic images published within the World Wide Web are not fully protected under copyright laws. With this in mind, I release such images as have been submitted with the intention of exhibition and presentation at the facilities of the TEA and the TCA and other venues selected by the TAEA.
- I understand that it is my responsibility as the artist to secure written permission/consent, where possible, from any live model to use their image in an artwork and that this image may be used by the TAEA for live exhibition, online, and/or appear in a reproduction series or book that may result.
- Permission is also given to list the student's name, age and school facility of origin within the information used in the exhibition(s), on-line, and/or in any related newspaper article, newsletters and educational publications.
- This form serves as the VASE Student Agreement and Artwork Release Form as listed in VASE Program Rules & Policies.

This permission applies to all exhibits, contests, and events listed above for the current school year.


Parent Signature (for student under 18) \_\_\_\_\_ Date \_\_\_\_\_ Parent Phone # \_\_\_\_\_

Parent Printed Name \_\_\_\_\_ Parent Email \_\_\_\_\_

Student Signature \_\_\_\_\_ Age \_\_\_\_\_ DOB \_\_\_\_\_ Date \_\_\_\_\_

Student Printed Name \_\_\_\_\_ Personal Email \_\_\_\_\_

Teacher of Record \_\_\_\_\_ TAEA # \_\_\_\_\_ School \_\_\_\_\_



# VASE Forms Modifications for 2025:

## FORMS REMINDER:

### HS & JR VASE In-Person Events– forms attached to artwork



The only form required on the back of artworks is the Artwork ID Form. They print 3-4 to a page, cut apart, then taped or glued to the back of the artwork.

*This shortened form is available to print and attach after the Editing Deadline.*

**No other forms are attached!**

*Each flat artwork needs a cover sheet.*

**Each 3D or fragile work needs a box with attached to the artwork & box.**

TAEA Region # <b>93</b>	 <b>TAEA</b> Texas Art Education Association <b>Visual Art Scholastic Event</b>  <b>Student Intent and Artwork Identification Form</b> <i>(place JRF sticker here)</i>	Division <b>2</b>	Entry ID <b>326050</b> For Office Use Only	
Name of Participant	2D / 3D	AP / Dual / Studio	Credits	Animation / Interactive / Functioning Entry Video URL:
Name, Student	2D	N	1.5	
Teacher / Sponsor:	Teacher Name	School:	Anywhere High School	
TAEA Membership #:	12345	School District:	ANYWHERE ISD	
Artwork Title:	I Am a Unique Creative Title	Artwork Size (W x H):	16 in. x 20 in.	

# VASE Forms Modifications for 2025:

## FORMS & PAPERWORK CHANGES:

Two modifications were made to the Student Intent & Artwork Identification Form in order for it to be easier to understand.

**Checkboxes #2 & 3:**  
these have been combined to help prevent unnecessary DQs.

The third part of question 3 (technique) has been edited to further differentiate it from the first part (media list & why the choice was made).

<b>1. Sources for Your Artwork</b> — Check <u>all</u> that apply to your artwork. All sources must be uploaded into one Reference PDF (5 MB max), and follow VASE guidelines. <a href="#">Download Reference PDF</a>
<input type="checkbox"/> I worked from one or more original photos. They are either photos I took myself, directed someone else to take of me, or belong to my family as part of our history. Who took the photo(s), when and where?
<input type="checkbox"/> I worked from one or more original sketches, observation, and/or my imagination.
<input type="checkbox"/> I am entering an original photograph. Do NOT check this box if you just took reference photos for a drawing, painting, etc.
<b>2. Student Research and Application to Work</b> — Explain the purpose or message of your artwork or any artist's works or styles that may have influenced you.
<b>3. Execution and Technique:</b> What medium/media did you use to produce your artwork AND why did you choose this medium/media?  If any digital applications or processes were used for any part of your artwork, explain all.
Explain how you produced this artwork (discuss your medium/media technique, and/or process).

# VASE Forms Modifications for 2025:

## FORMS CHANGES: What to do with HS & JR VASE Forms

- **Student Intent Form:** filled out online in the Dashboard (start with the practice one early, then copy/paste into online form).
- **Reference PDF:** created and uploaded into the Dashboard.
- **Artwork ID Form:** printed and attached to the artwork.
- **Universal Artwork Release Form:** signed, turned in, then the teacher alphabetizes them & turns them in at the Regional Event.
- **Regional Certification/Teacher Check In-Out Form:** signed, turned in at the Regional Event.



# **VASE Rules & Policies modifications for 2025:**

## **Section I.1: GENERAL REGULATIONS (B) STUDENT ELIGIBILITY:**

All participating students must be academically eligible on the day of the VASE event, in accordance with the TEA UIL Side by Side Academic Requirements (No Pass/No Play) TEC 33.08C. A student need not be enrolled in an art class to have his/her work considered for submission. **A student's VASE artwork creation must be both SUPERVISED by, and the student's entry SPONSORED by,** the same individual TAEA member from their campus/**studio** of record who SUPERVISED the creation of the work. *(p.1 of all Rules)*

***This rule was clarified to state that an entry must be supervised by the teacher (sponsor) who entered it. It can't be created or worked on in a private lesson studio unless it is the teacher of record who both enters their student, and also gives the student private lessons.***

# ***VASE Rules & Policies modifications for 2025:***

**VASE Rules Section I.2: ENTRY REGULATIONS (A) RULES AND GUIDELINES (1)**

**Originality: (a) All student artwork in its entirety must have only original sources (original with the student). *(p.2 of all Rules)***

**v. Family photos of close family members **and/or family** events may be used as a source if not taken by a professional photographer or artist. The artwork should not be simply a compositional replication of the family photo. The source photo must be used **to create as a part of** new visual or conceptual **composition material**. **Simply removing the source photo's background and/or changing its color(s) does not add personal creativity to the composition.****

***Spirit of the modification:***

***A sentence was added to state that colorizing or removing the family photo background isn't enough. The composition can include a replicated family photo, but the student's design must also incorporate additional creative content.***

# ***VASE Rules & Policies modifications for 2025:***

**VASE Rules Section I.2: ENTRY REGULATIONS (A) RULES AND GUIDELINES (1) Originality: (a) All student artwork in its entirety must have only original sources (original with the student). *(p.2 of all Rules)***

**vi. Images generated by AI (artificial intelligence) apps cannot be used at any stage in the development of a work of art intended to be entered in any VASE program level. AI tools scan other artists' works for their style and subject matter; use of such images constitute plagiarism and do not abide by the VASE artwork originality rule.**

***Rewritten to spell out more clearly that AI cannot be used in any way in a VASE entry at any level.***

# ***VASE Rules & Policies modifications for 2025:***

## **VASE Rules Section I.2: ENTRY REGULATIONS (A) RULES AND GUIDELINES**

**(1) Originality: (a) All student artwork in its entirety must have only original sources (original with the student). *(p.2 of all Rules)***

**xi. Photographic references must be taken by the student artist. A student-directed photograph that is taken by another person (teacher, family or friend) must include the student artist in the photo.**

***Rewritten to emphasize that all student-directed photos must have the student artist in the photo.***

# **VASE Rules & Policies modifications for 2025:**

## **VASE Rules Section I.2: ENTRY REGULATIONS (A) RULES AND GUIDELINES**

### **(2) Art Production**

**(c) The number of credits for a student entered must be according to the current number of credits earned at the time of the regional event. Each semester counts as .5 (half) credit. **Students not currently enrolled in an art class can enter VASE if a sponsoring teacher on their campus supervises the entry. If the student participates in VASE more than one year, they must move up a division each year.****

***Spirit of the modification:***

***A sentence was added to document what has been approved practice in VASE about students who are not currently enrolled in art.***

# ***VASE Rules & Policies modifications for 2025:***

## **VASE Rules Section I.2: ENTRY REGULATIONS (A) RULES AND GUIDELINES**

### **(2) Art Production**

**(e) A TAEA member/teacher may enter student artwork produced under their direct supervision. **VASE student artwork entries cannot be worked on or produced under any other private teacher's or non-member's supervision.****

***Clarification: Along with VASE rule 1.B, this re-write clarifies that student artwork cannot be supervised by anyone other the teacher of record.***

# **VASE Rules & Policies modifications for 2025:**

## **VASE Rules Section 1.2: ENTRY REGULATIONS (A) RULES AND GUIDELINES**

### **(3) Specifications of Three-dimensional Artwork (including Digital):**

**(a) The following subject matter is inappropriate for VASE and is prohibited.**

**i. Artworks that include profane references to a deity, obscene language, drug abuse or drug paraphernalia, images of suicide/self-harm, or criminal violence.**

**ii. Artworks that include any image or language that is recognized as negative discriminatory toward any race, ethnicity, religion, culture, disability or gender/identity.**

***Spirit of the modification: We added self-harm as inappropriate in point i. We also added to and strengthened point ii.***



# ***VASE Rules & Policies modifications for 2025:***

***Section II: Policy, Procedures and Code of Ethics E. Disqualification Due Process: Procedure, Disciplinary Action, and Addressing and Resolving Challenges:***

***1. Procedure:*** Failure by any VASE participant to uphold these rules, guidelines, or policies will result in disqualification of the artwork. The teacher/sponsor is notified of the disqualification and the teacher must then communicate the rationale for the disqualification to the student and parents (if applicable) because the compliance to VASE rules and guidelines is the responsibility of the teacher/sponsor. Teachers/sponsors may **no longer challenge a disqualification with the regional director once jurors have been dismissed;** final judgment must be accepted professionally and with integrity. Disqualified artworks will be allowed to complete the jury process with a “No Rating” status. Jurors will interview the student and place comments on the Regional Juror Rating Form for student growth, but no numeric rating will be given. The artwork will not be considered for advancement to the State VASE Event.

***Clarification: this has been standard practice at VASE Events, but never spelled out in the Rules & Policies.***

# VASE Rules & Policies modifications for 2025:

Throughout the VASE Rules & Policies documents, wording and procedures have been edited to reflect the following:

- **Universal Artwork Release Form** replaces **Student Agreement & Artwork Release Form**. This form will be turned in at Teacher Registration for HS & JR VASE In-Person Regional Events.
- **Artwork ID Form** and **Student Intent Form** replace **Student Intent & Artwork Identification Form** for all VASE levels.
- For HS & JR VASE, **Regional Certification/Teacher Check-In & Out Form** remain together, not separated. This form will be turned in at Teacher Registration for In-Person Regional Events. *(The two parts will be separated out for State VASE.)*
- For TEAM, the **Regional Certification Form** remains an upload. The **Universal Artwork Release Form** remains an upload for Virtual Events. *(no **Teacher Check-In/Out Form** needed for Virtual Events)*

# CONTACT YOUR REGIONAL DIRECTOR IF YOU HAVE QUESTIONS

## *State Directors of VASE*

**TEAM: Tracey Hall** [team@taea.org](mailto:team@taea.org)

**Junior VASE: Larry West** [jrvase@taea.org](mailto:jrvase@taea.org)

**High School VASE: Chris Cooper** [hsvase@taea.org](mailto:hsvase@taea.org)

**HS State Event: Amy Semifero** [statevase@taea.org](mailto:statevase@taea.org)